



**Northern Ireland
Fire & Rescue Service**



**TOURISM
NORTHERN
IRELAND**

OFFERING TOURIST ACCOMMODATION

Peter Cassidy



*Safer
Together*



Northern Ireland
Fire & Rescue Service



TOURISM
NORTHERN
IRELAND

This session

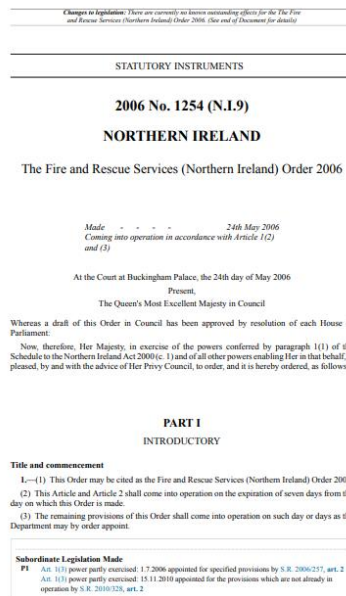


- > Fire safety law in Northern Ireland
- > Fire risk assessment
- > Fire detection and warning
- > Ensuring occupants know what to do in the event of a fire
- > The required standards
- > Where you can get further information



Fire safety law in Northern Ireland

- > The Fire and Rescue Services (Northern Ireland) Order 2006.
- > The Fire Safety Regulations (Northern Ireland) 2010.
- > Apply to almost all buildings, places and structures that are not domestic premises.





Fire Risk Assessment

FIRE SAFETY RISK ASSESSMENT

1 Identify fire hazards

Identify:

Sources of ignition
Sources of fuel
Sources of oxygen

2 Identify people at risk

Identify:

People in and around the premises
People especially at risk

3 Evaluate, remove, reduce and protect from risk

Evaluate the risk of a fire occurring
Evaluate the risk to people from fire

Remove or reduce fire hazards
Remove or reduce the risks to people

- Detection and warning
- Fire-fighting
- Escape routes
- Lighting
- Signs and notices
- Maintenance

4 Record, plan, inform, instruct and train

Record significant findings and action taken

Prepare an emergency plan

Inform and instruct relevant people; co-operate and co-ordinate with others

Provide training

5 Review

Keep assessment under review

Revise where necessary

Remember to keep your fire risk assessment under review.



Figure 1: The five steps of a fire risk assessment



Northern Ireland
Fire & Rescue Service

Fire Detection and Warning

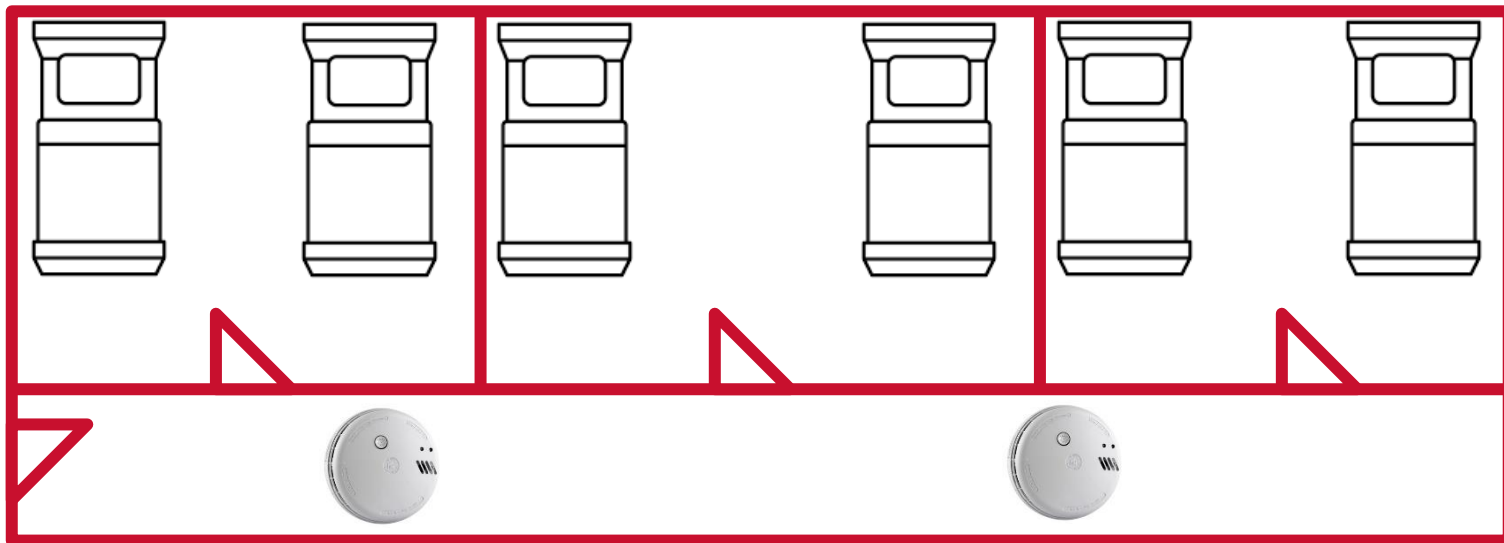
The type of fire detection and warning system you require depends on:

- > The type of premises.
- > The occupancy.
- > The age of the premises.
- > The risk profile of the occupants.
- > The number of floors in the premises.





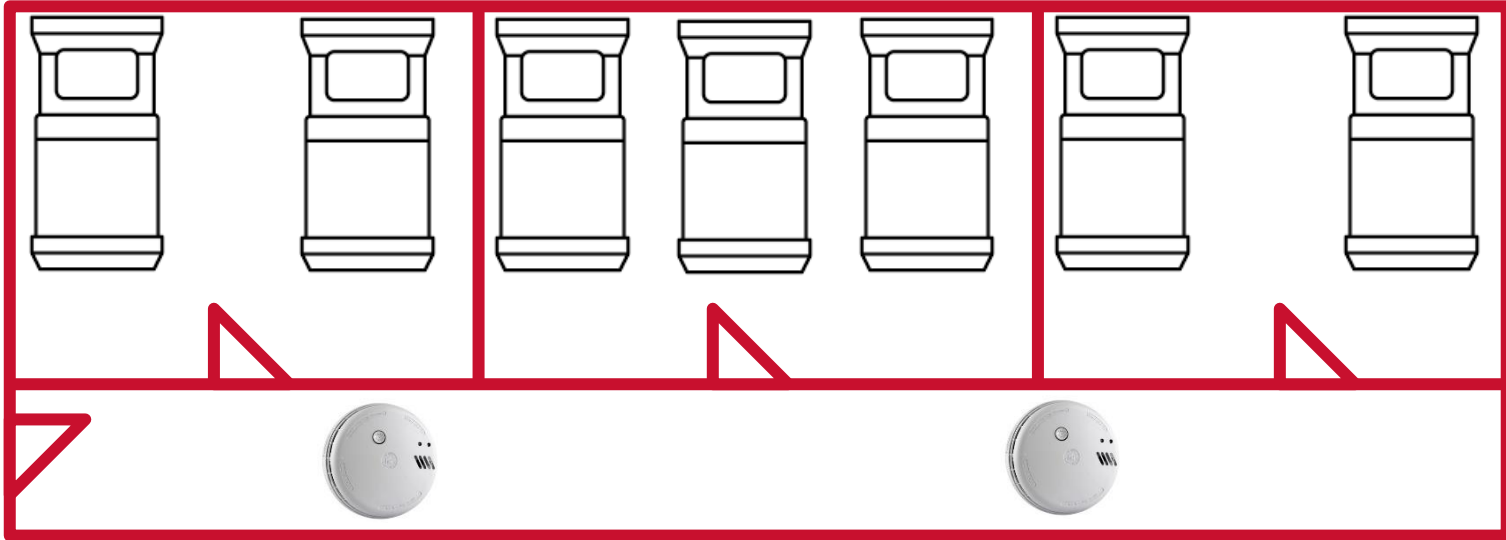
Northern Ireland
Fire & Rescue Service



Safer
Together

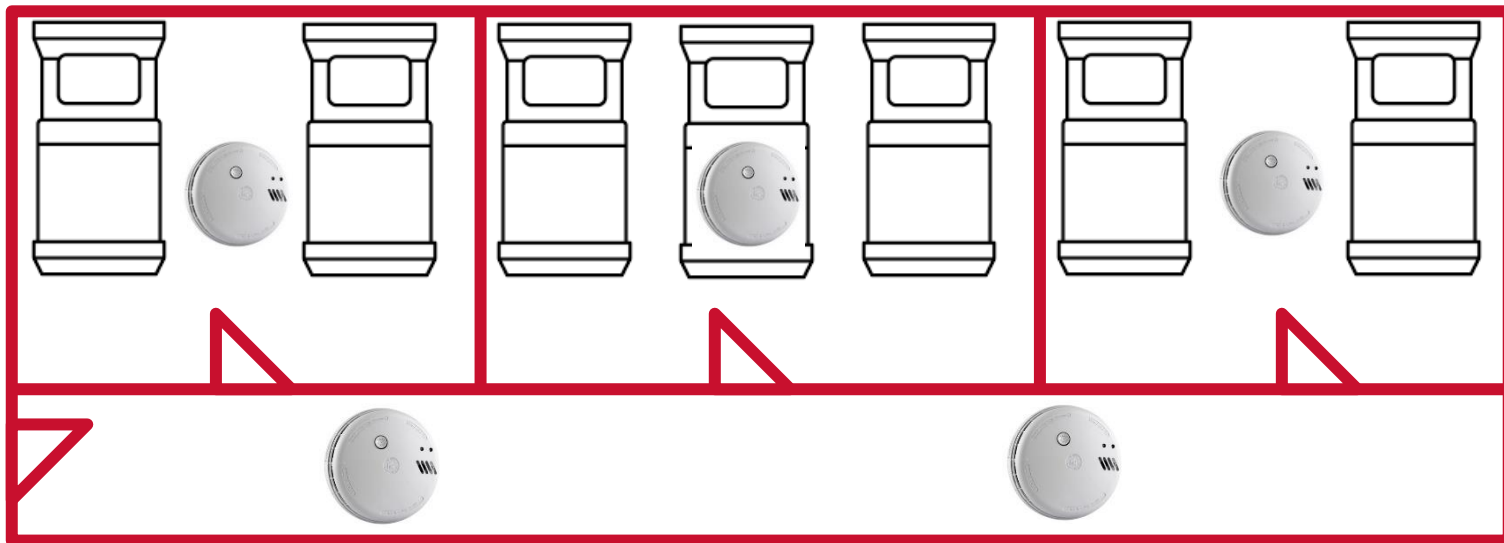


Northern Ireland
Fire & Rescue Service





Northern Ireland
Fire & Rescue Service

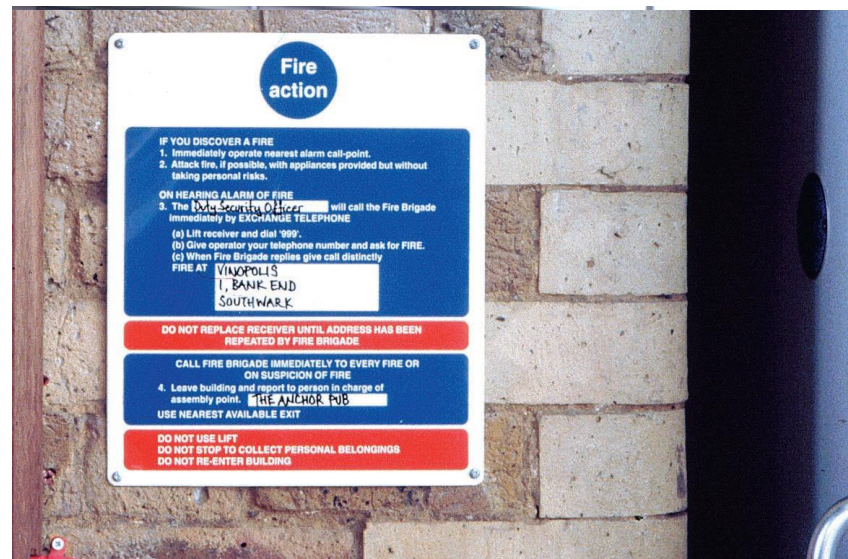




What to do in the event of a fire

You should prepare a plan of what action the guests should take in the event of fire. This should include:

- > Clearly identifying the route of escape.
- > Raising the alarm.
- > Ensuring all guests are evacuated.
- > Calling the Fire & Rescue Service.






**Northern Ireland
Fire & Rescue Service**

What to do in the event of a fire

Means of Escape

- > Exit doors should be opened from the inside without the use of a key.
- > Exit signs where they are needed.
- > Emergency lighting if required.





Northern Ireland
Fire & Rescue Service

The required standards

Northern Ireland
Fire & Rescue Service

**A PRACTICAL FIRE SAFETY GUIDE
FOR SMALL BED AND BREAKFAST
PREMISES**

Information on Complying with
Fire Safety Law in Northern Ireland

**6 or less
occupants**

Document Version Number:	Version 2
Version Date:	25 August 2016
Approved by:	ACFO Walmsley
Document Reference Number:	PPG002

Protecting Our Community

Northern Ireland
Fire & Rescue Service

**A PRACTICAL FIRE SAFETY GUIDE
FOR SMALL SELF-CATERING
PREMISES**

Information on Complying with
Fire Safety Law in Northern Ireland

**10 or less
occupants**

Document Version Number:	Version 2
Version Date:	25 August 2016
Approved by:	ACFO Walmsley
Document Reference Number:	PPG003

Protecting Our Community

Department of
Health, Social Services
and Public Safety
www.dhss.gov.uk

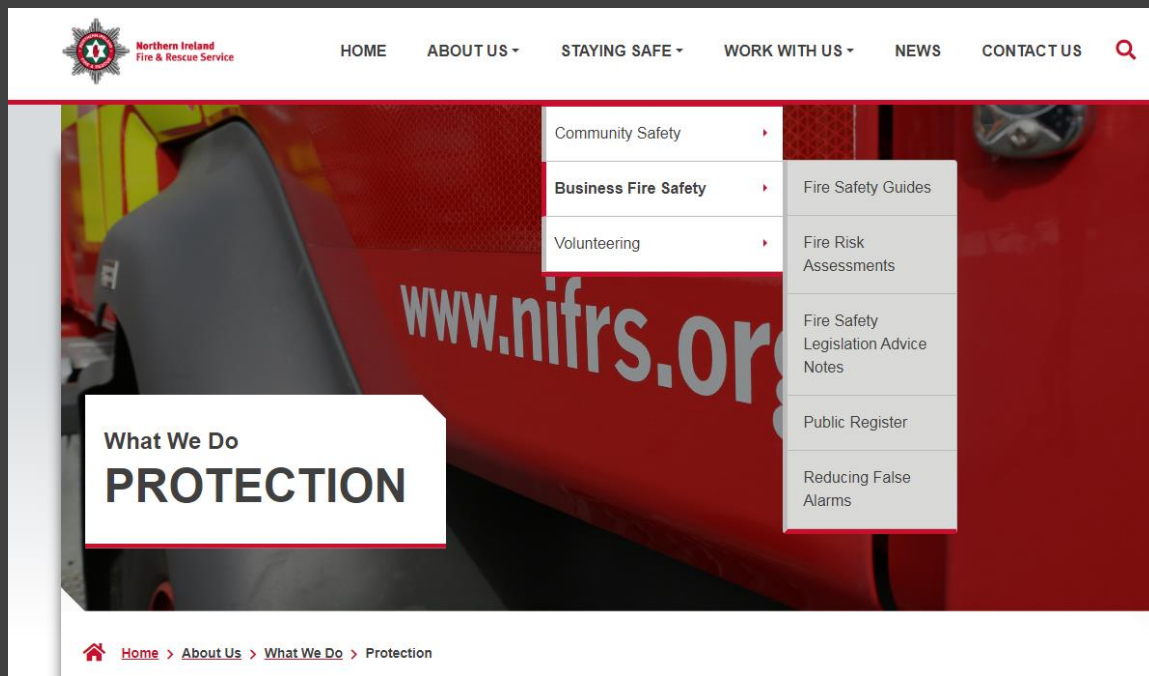
**Fire Safety Risk
Assessment**
Sleeping
Accommodation

**Other sleeping
accommodation**

Safer
Together

FURTHER INFORMATION

www.nifrs.org



The screenshot displays the Northern Ireland Fire & Rescue Service website. At the top left is the logo, a red Maltese cross with a white fire helmet in the center, and the text 'Northern Ireland Fire & Rescue Service'. The navigation menu includes 'HOME', 'ABOUT US', 'STAYING SAFE', 'WORK WITH US', 'NEWS', and 'CONTACT US', followed by a search icon. A dropdown menu is open under 'STAYING SAFE', listing 'Community Safety', 'Business Fire Safety', and 'Volunteering'. A secondary dropdown menu is open under 'Business Fire Safety', listing 'Fire Safety Guides', 'Fire Risk Assessments', 'Fire Safety Legislation Advice Notes', 'Public Register', and 'Reducing False Alarms'. The main content area features a red background with a fire engine and the text 'www.nifrs.org'. A white callout box contains the text 'What We Do PROTECTION'. At the bottom, a breadcrumb trail reads 'Home > About Us > What We Do > Protection'.

What We Do
PROTECTION

Home > About Us > What We Do > Protection

*Safer
Together*



Northern Ireland
Fire & Rescue Service

Specific Premises Guides

(Guidance for Glamping Pods, Yurts or similar units is included within the Caravan Site Operators Guide).

[Small B&B Premises Guide](#)

+

[Small Self-Catering Premises Guide](#)

+

[HMO Fire Safety Guide](#)

+

[Caravan Site Operators Guide](#)

+



Northern Ireland
Fire & Rescue Service

Templates

[Fire Risk Assessment Template for Simple Premises](#)

+

[Fire Risk Assessment HMO Example](#)

+

[Fire Safety Log Book Template](#)

+

[Fire Safety Policy Template](#)

+

[Emergency Fire Action Plan Template](#)

+



Northern Ireland
Fire & Rescue Service



TOURISM
NORTHERN
IRELAND

Conclusion



- > Minimum
 - > Fire Risk Assessment
 - > Detection
 - > Means of escape
- > Fire Safety Factsheet
- > If in doubt NIFRS can advise