



**Northern Ireland
Fire & Rescue Service**



**TOURISM
NORTHERN
IRELAND**

OFFERING TOURIST ACCOMMODATION

Peter Cassidy



*Safer
Together*



Northern Ireland
Fire & Rescue Service



TOURISM
NORTHERN
IRELAND

This session

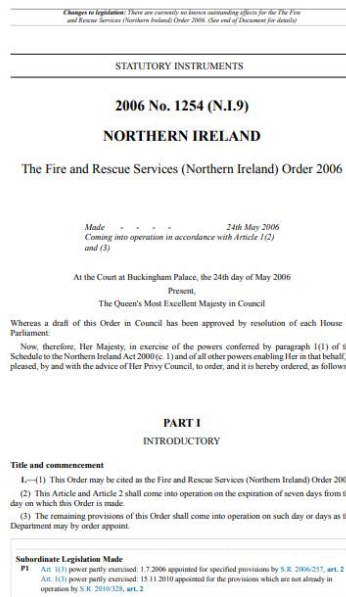


- > Fire safety law in Northern Ireland
- > Fire risk assessment
- > Fire detection and warning
- > Ensuring occupants know what to do in the event of a fire
- > The required standards
- > Where you can get further information



Fire safety law in Northern Ireland

- > The Fire and Rescue Services (Northern Ireland) Order 2006.
- > The Fire Safety Regulations (Northern Ireland) 2010.
- > Apply to almost all buildings, places and structures that are not domestic premises.





Fire Risk Assessment

FIRE SAFETY RISK ASSESSMENT

1 Identify fire hazards

Identify:

Sources of ignition
Sources of fuel
Sources of oxygen

2 Identify people at risk

Identify:

People in and around the premises
People especially at risk

3 Evaluate, remove, reduce and protect from risk

Evaluate the risk of a fire occurring
Evaluate the risk to people from fire

Remove or reduce fire hazards
Remove or reduce the risks to people

- Detection and warning
- Fire-fighting
- Escape routes
- Lighting
- Signs and notices
- Maintenance

4 Record, plan, inform, instruct and train

Record significant findings and action taken

Prepare an emergency plan

Inform and instruct relevant people; co-operate and co-ordinate with others

Provide training

5 Review

Keep assessment under review

Revise where necessary

Remember to keep your fire risk assessment under review.



Figure 1: The five steps of a fire risk assessment



Northern Ireland
Fire & Rescue Service

Fire Detection and Warning

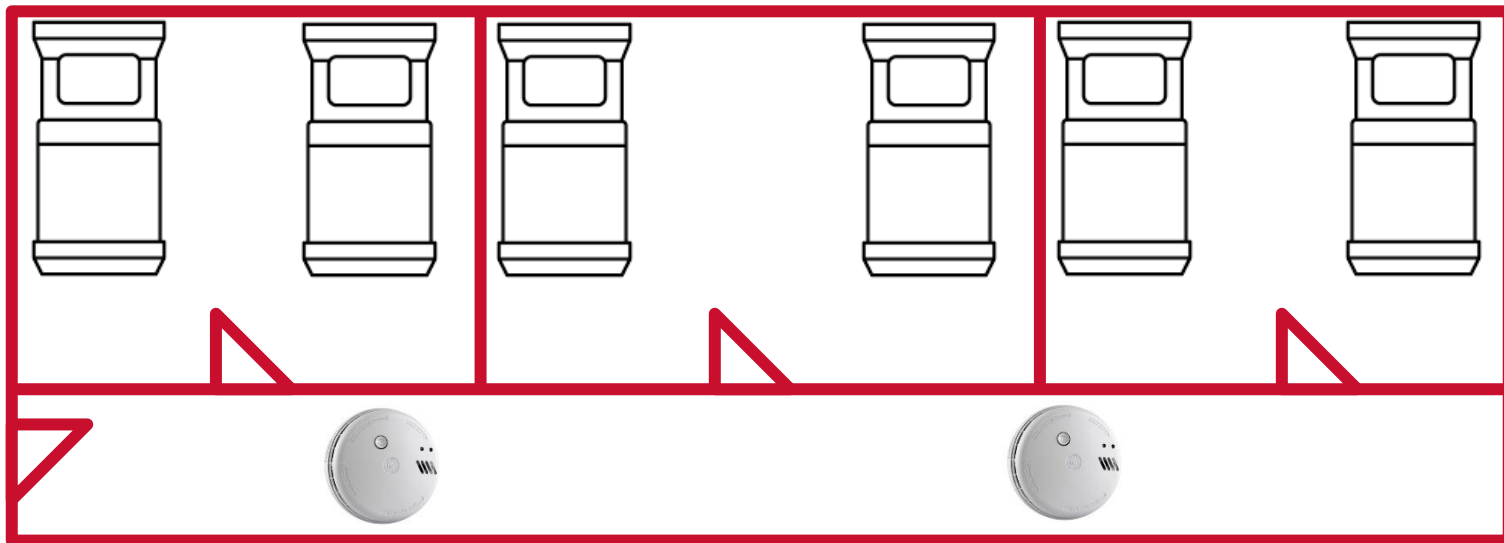
The type of fire detection and warning system you require depends on:

- > The type of premises.
- > The occupancy.
- > The age of the premises.
- > The risk profile of the occupants.
- > The number of floors in the premises.





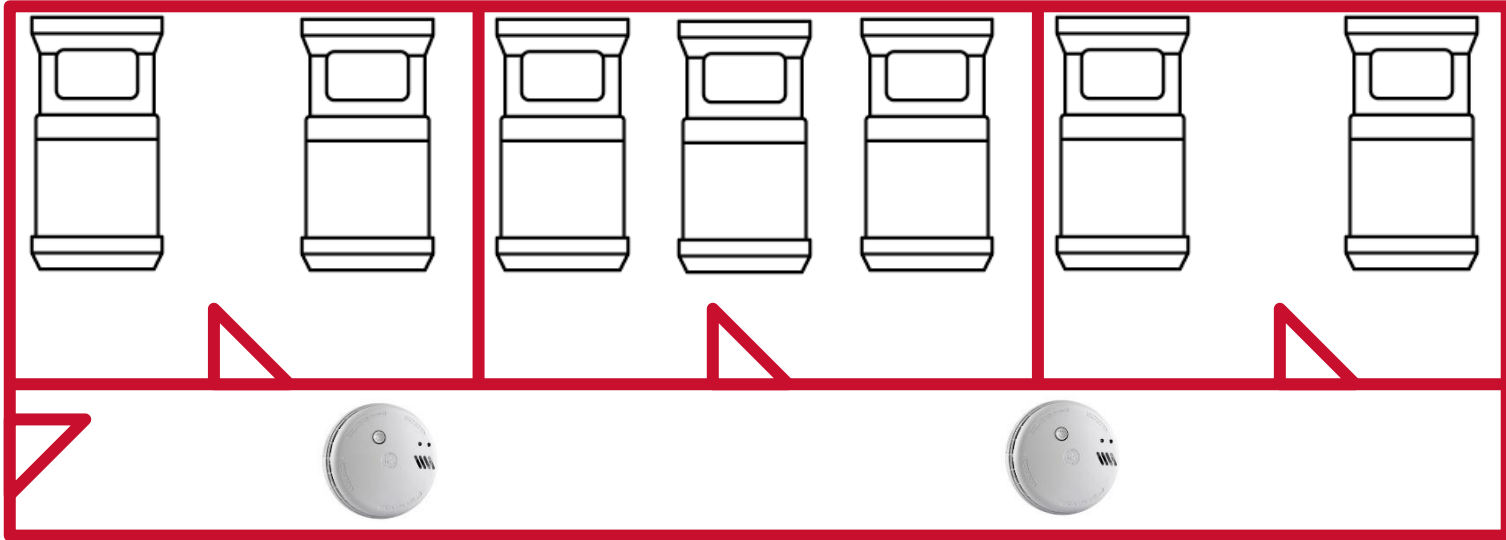
Northern Ireland
Fire & Rescue Service



Safer
Together

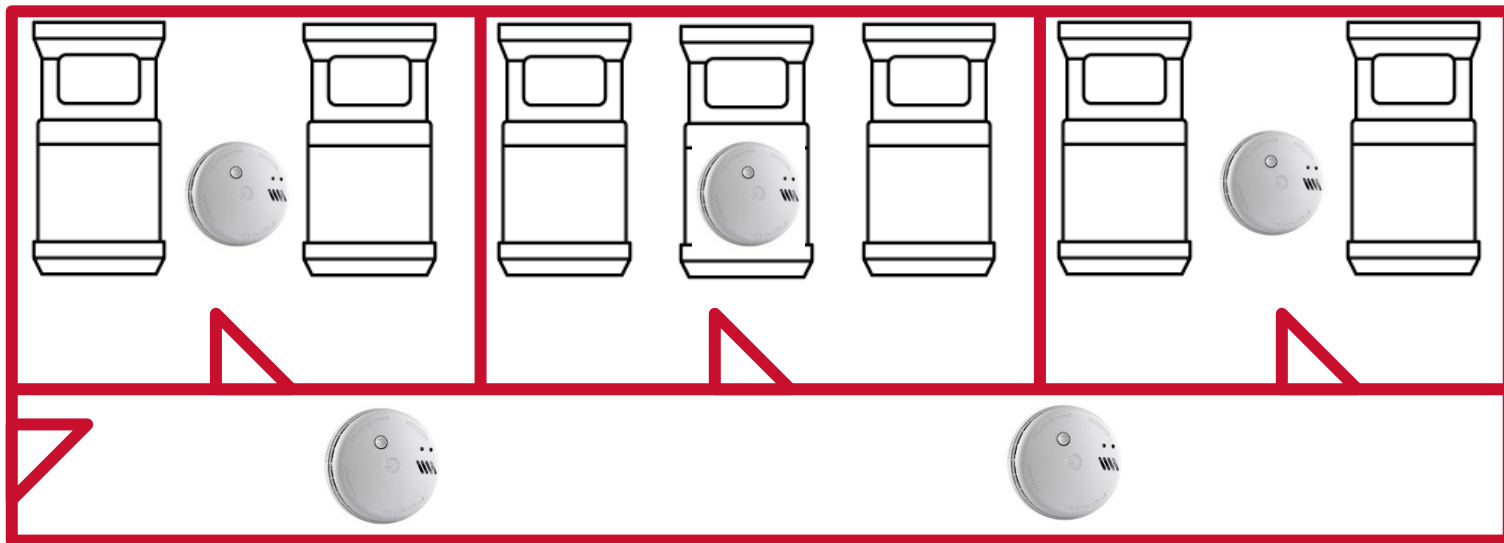


Northern Ireland
Fire & Rescue Service





Northern Ireland
Fire & Rescue Service

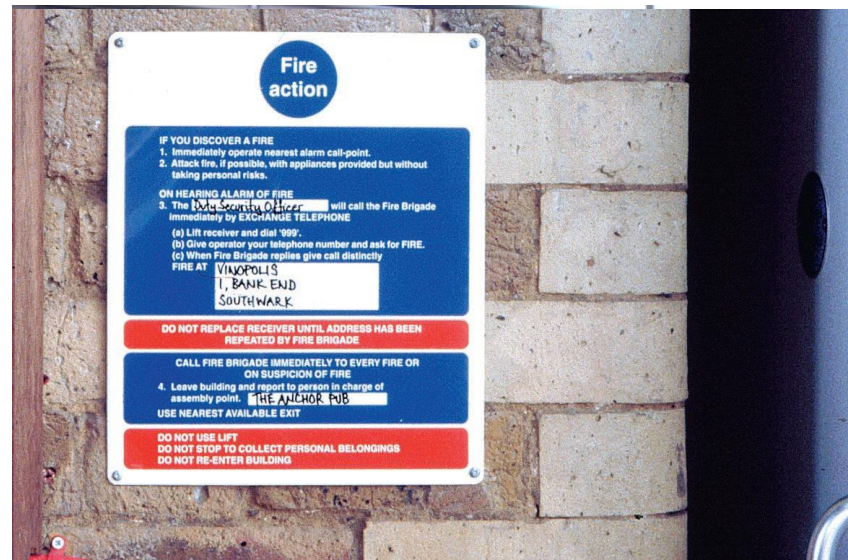




What to do in the event of a fire

You should prepare a plan of what action the guests should take in the event of fire. This should include:

- > Clearly identifying the route of escape.
- > Raising the alarm.
- > Ensuring all guests are evacuated.
- > Calling the Fire & Rescue Service.






**Northern Ireland
Fire & Rescue Service**

What to do in the event of a fire

Means of Escape

- > Exit doors should be opened from the inside without the use of a key.
- > Exit signs where they are needed.
- > Emergency lighting if required.





Northern Ireland
Fire & Rescue Service

The required standards

Northern Ireland
Fire & Rescue Service

**A PRACTICAL FIRE SAFETY GUIDE
FOR SMALL BED AND BREAKFAST
PREMISES**

Information on Complying with
Fire Safety Law in Northern Ireland

**6 or less
occupants**

Document Version Number:	Version 2
Version Date:	25 August 2016
Approved by:	ACFO Walmesley
Document Reference Number:	PPG002

Protecting Our Community

Northern Ireland
Fire & Rescue Service

**A PRACTICAL FIRE SAFETY GUIDE
FOR SMALL SELF-CATERING
PREMISES**

Information on Complying with
Fire Safety Law in Northern Ireland

**10 or less
occupants**

Document Version Number:	Version 2
Version Date:	25 August 2016
Approved by:	ACFO Walmesley
Document Reference Number:	PPG003

Protecting Our Community

Department of
Health, Social Services
and Public Safety
www.dhss.gov.uk

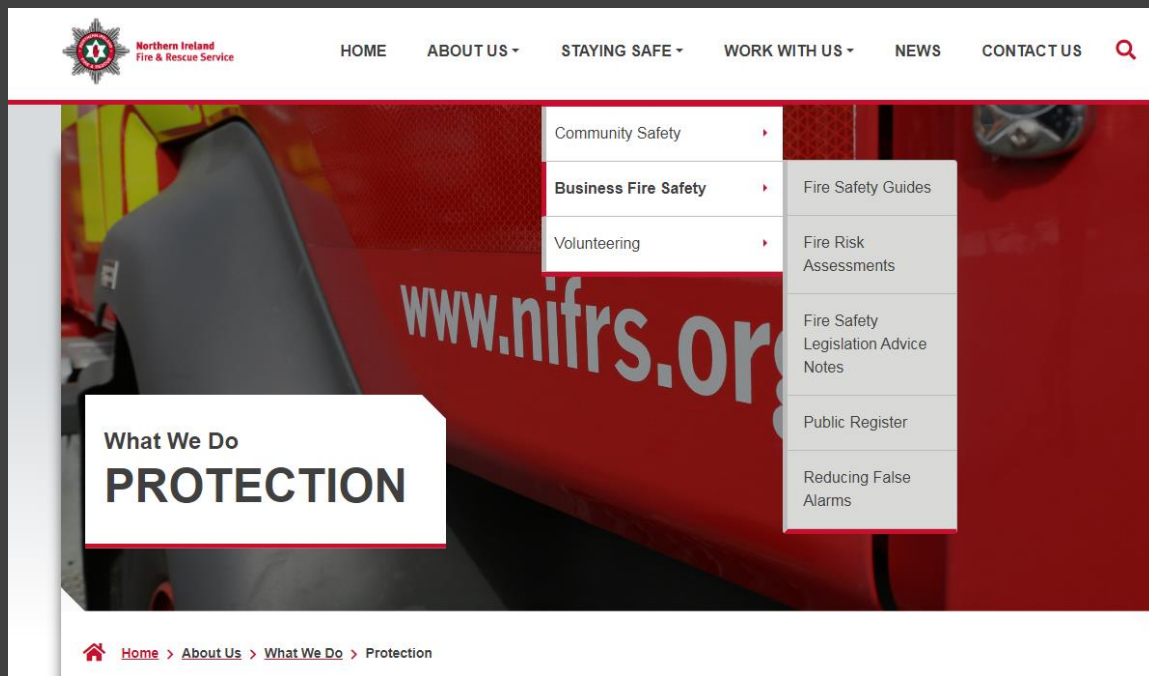
**Fire Safety Risk
Assessment**
Sleeping
Accommodation

**Other sleeping
accommodation**

Safer
Together

FURTHER INFORMATION

www.nifrs.org



The screenshot displays the Northern Ireland Fire & Rescue Service website. At the top left is the logo, a red Maltese cross with a white fire helmet in the center, followed by the text "Northern Ireland Fire & Rescue Service". The main navigation bar includes links for HOME, ABOUT US (with a dropdown arrow), STAYING SAFE (with a dropdown arrow), WORK WITH US (with a dropdown arrow), NEWS, and CONTACT US, along with a search icon. A dropdown menu is open under "ABOUT US", listing "Community Safety", "Business Fire Safety", and "Volunteering". A secondary dropdown menu is open under "Business Fire Safety", listing "Fire Safety Guides", "Fire Risk Assessments", "Fire Safety Legislation Advice Notes", "Public Register", and "Reducing False Alarms". A white callout box with a red border is overlaid on the page, containing the text "What We Do" and "PROTECTION" in large, bold letters. The background of the page features a red fire truck with the website URL "www.nifrs.org" printed on its side. At the bottom left, a breadcrumb trail reads "Home > About Us > What We Do > Protection".

What We Do
PROTECTION

Home > About Us > What We Do > Protection

Safer
Together



Northern Ireland
Fire & Rescue Service

Specific Premises Guides

(Guidance for Glamping Pods, Yurts or similar units is included within the Caravan Site Operators Guide).

[Small B&B Premises Guide](#)

+

[Small Self-Catering Premises Guide](#)

+

[HMO Fire Safety Guide](#)

+

[Caravan Site Operators Guide](#)

+



Northern Ireland
Fire & Rescue Service

Templates

[Fire Risk Assessment Template for Simple Premises](#)

+

[Fire Risk Assessment HMO Example](#)

+

[Fire Safety Log Book Template](#)

+

[Fire Safety Policy Template](#)

+

[Emergency Fire Action Plan Template](#)

+



Northern Ireland
Fire & Rescue Service



TOURISM
NORTHERN
IRELAND

Conclusion



- > Minimum
 - > Fire Risk Assessment
 - > Detection
 - > Means of escape
- > Fire Safety Factsheet
- > If in doubt NIFRS can advise