



**TOURISM
NORTHERN
IRELAND**

NISRA Accommodation Performance Report

April 2024

Data Source:



Northern Ireland Statistics and Research Agency (NISRA) accommodation statistics for year-to-date (YTD) 2024 indicate hotel room occupancy and bed occupancy experienced increases of 2 and 1 percentage points respectively, compared to 2023. YTD room sales increased by 7% and bed sales increased by 4% compared to the same period in 2023. YTD includes the period from January-April.

NI YTD '24 Room Occupancy

61%

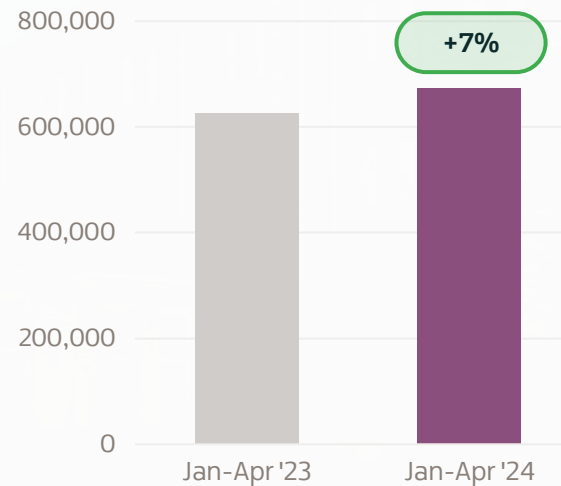
+2pps vs YTD '23

NI YTD '24 Bed Occupancy

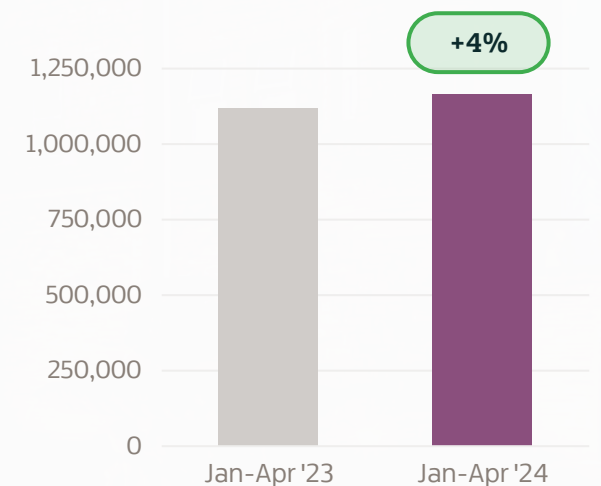
47%

+1pps vs YTD '23

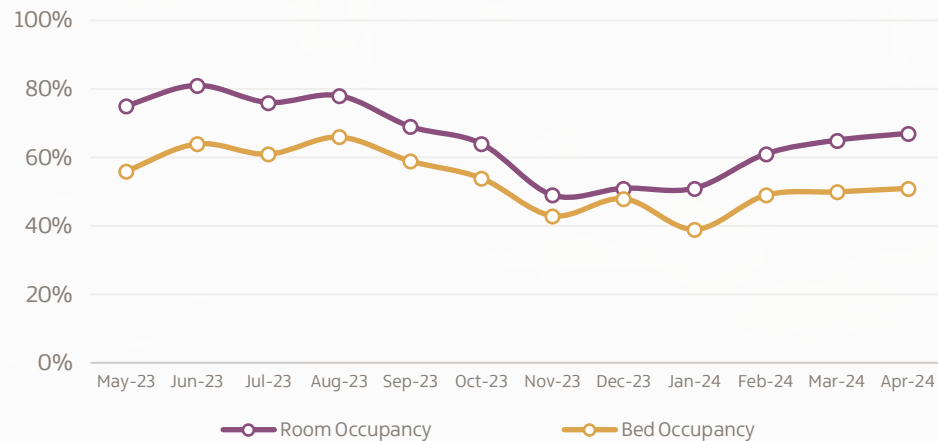
NI YTD '24 Room Sales vs YTD '23



NI YTD '24 Bed Sales vs YTD '23



NI Monthly Room & Bed Occupancy over the last 12 months



NI Hotel Accommodation Stock as at end March 2024 vs previous year



136 Hotels

+4%



9,076 Rooms

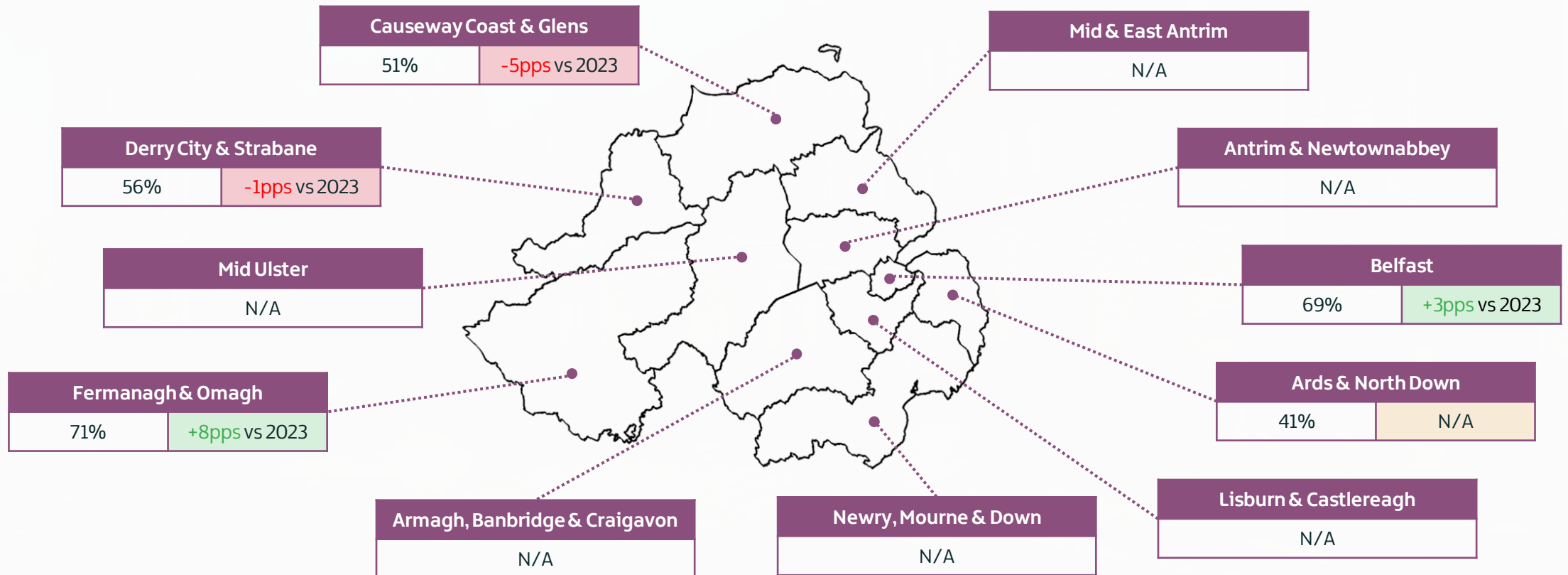
+4%



20,419 Beds

+4%

Room occupancy varied across the Local Government Districts (LGDs) during 2024 YTD (January-April). Fermanagh and Omagh LGD recorded the highest room occupancy (71%), followed by Belfast LGD (69%). Below are the room occupancy figures for 2024 YTD vs 2023 YTD. Figures are not available for some LGDs due to the sample size being too small to provide a reliable estimate.



NISRA accommodation statistics for year-to-date (YTD) 2024 indicate small service room occupancy (guesthouses, guest accommodation and B&Bs) increased by 3 percentage points compared with YTD 2023. Room sales increased by 14% compared to April 2023. Total small service stock increased by 5% at end of March 2024, compared to March 2023.

NI YTD'24 Room Occupancy

34%

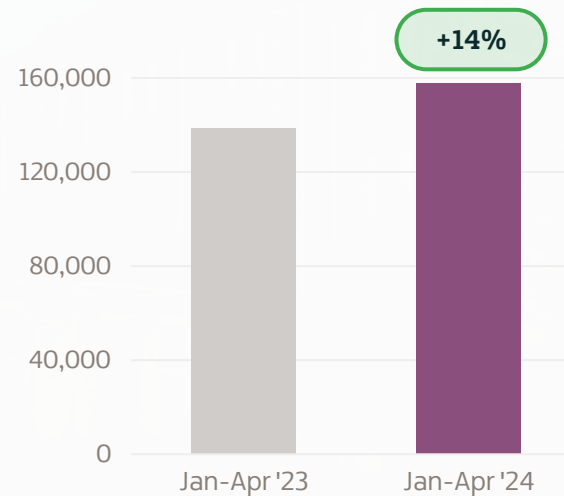
+3pps vs YTD '23

NI YTD'24 Bed Occupancy

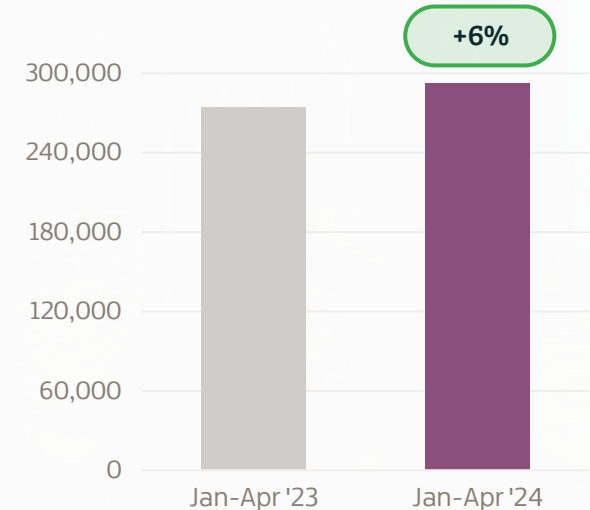
29%

+1pps vs YTD '23

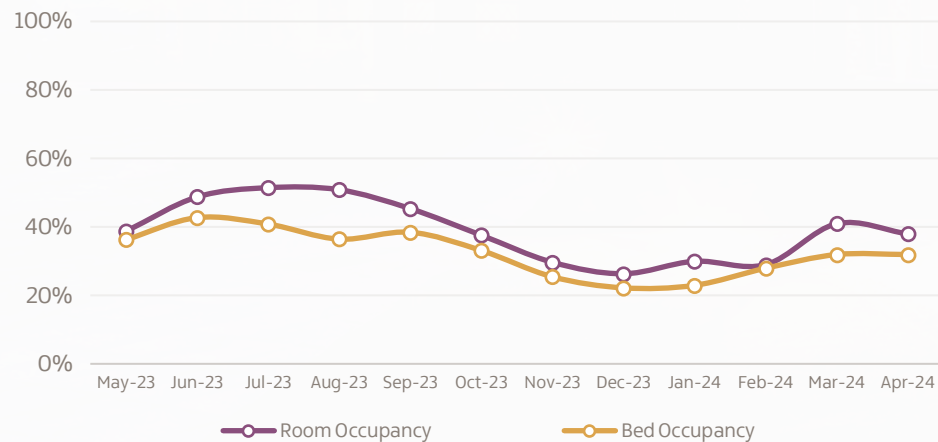
NI YTD'24 Room Sales vs YTD'23



NI YTD'24 Bed Sales vs YTD'23



NI Monthly Room & Bed Occupancy over the last 12 months



NI Small Service Accommodation Stock as at end March 2024 vs previous year

62 Guesthouses

-8%

436 Guest accommodation

-2%

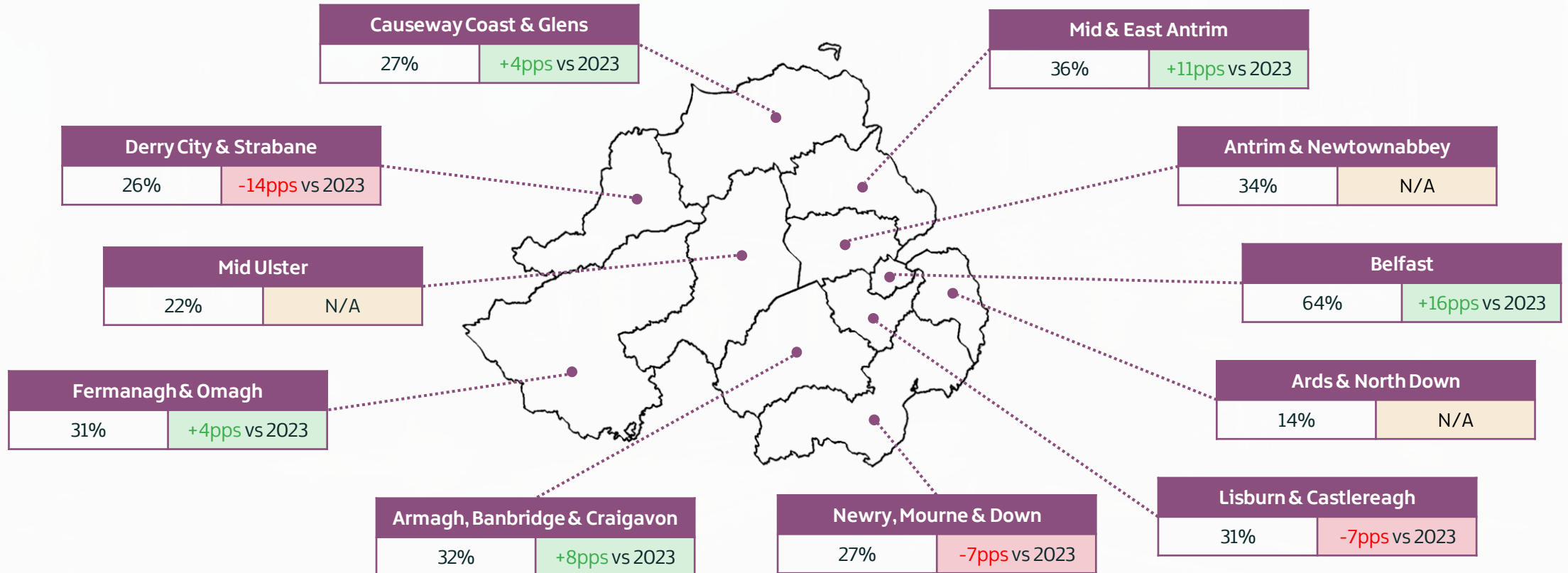
400 B&Bs

+15%

898 Total Stock

+5%

Room occupancy varied across Local Government Districts (LGDs) during 2024 YTD (January-April). Belfast City LGD recorded the highest room occupancy (64%), followed by Mid & East Antrim (36%). Below are the room occupancy figures for 2024 YTD vs 2023 YTD. Figures are not available for some LGDs due to the sample size too small to provide a reliable estimate.



Notes:

- The Northern Ireland Statistics & Research Agency (NISRA) collect hotel and small service accommodation data through their monthly hotel survey and small service survey using a census of Northern Ireland accommodation.
- Small Service accommodation is made up of Guesthouses, Guest Accommodation and B&Bs. Further information on the accommodation categories can be found [here](#).
- Stock used for monthly occupancy is based on the stock at the end of previous month.
- The data has been weighted for non-response, assuming no non-response bias and weighted by local authority and size. Due to different response rates to different parts of the questionnaire, there are different weights for arrivals, guests and weekend/weekday splits.
- Local government district data can only be provided when the sample size is large enough to provide a reliable estimate.



**TOURISM
NORTHERN
IRELAND**

Data correct as of 30/05/24