



**TOURISM  
NORTHERN  
IRELAND**

# NISRA Accommodation Performance Report

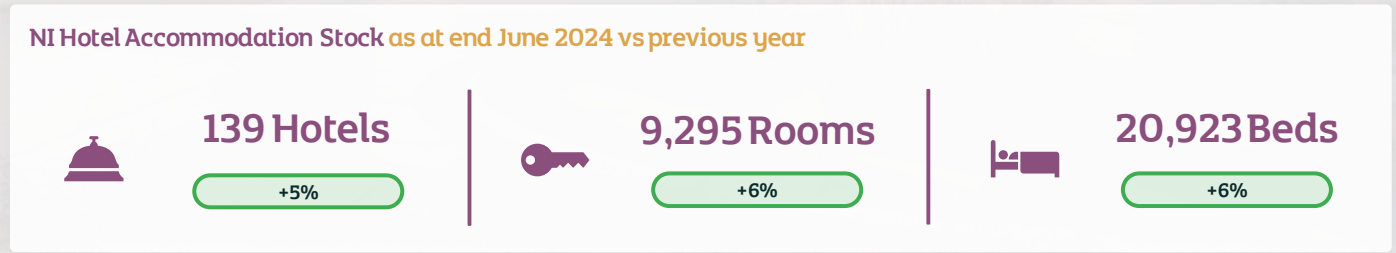
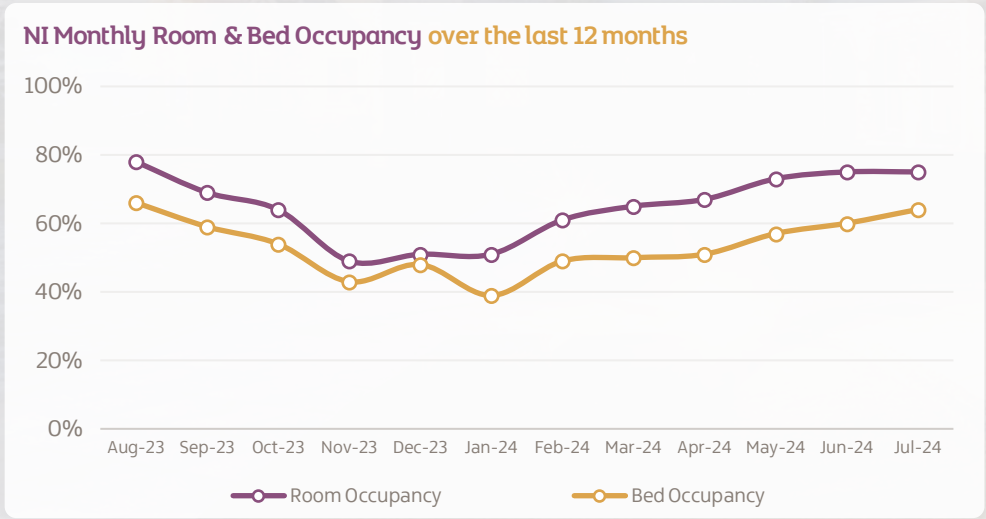
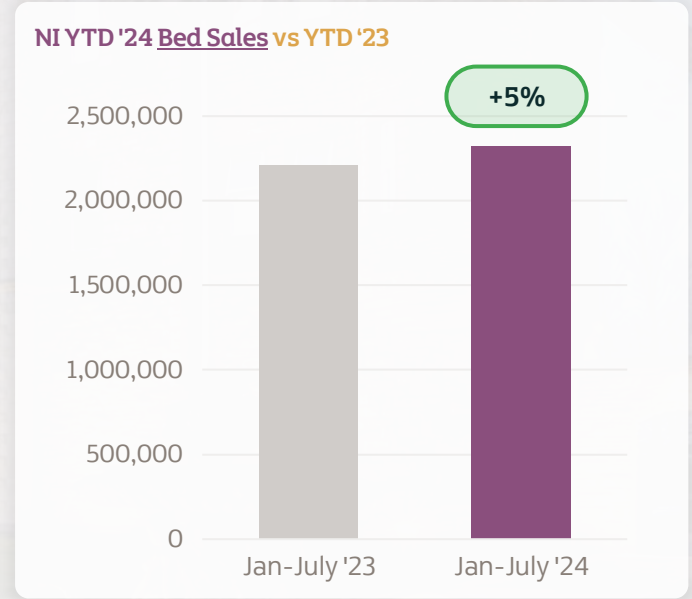
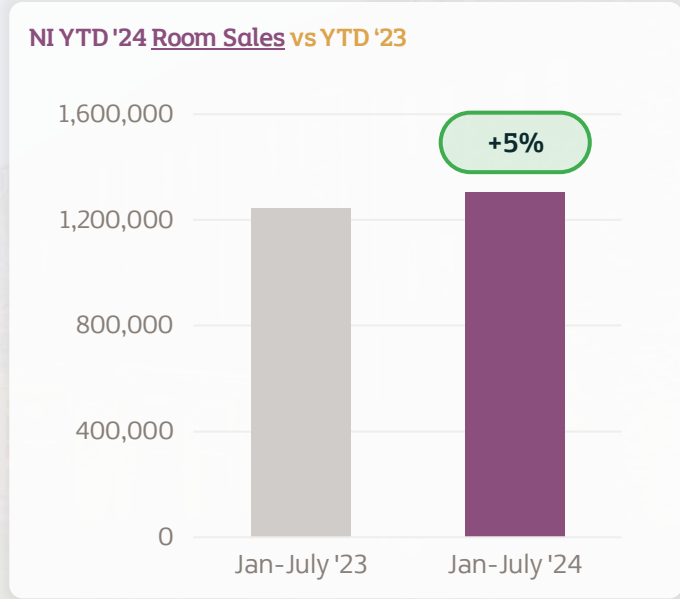
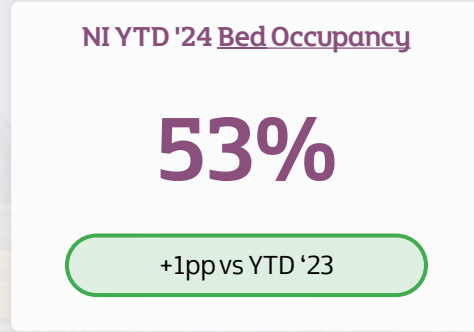
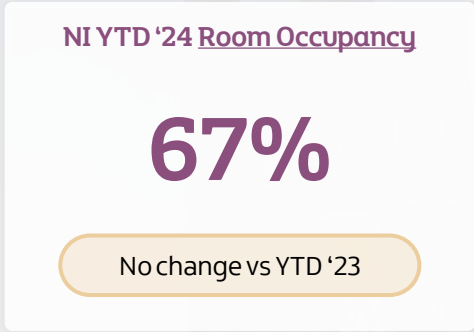
---

July 2024

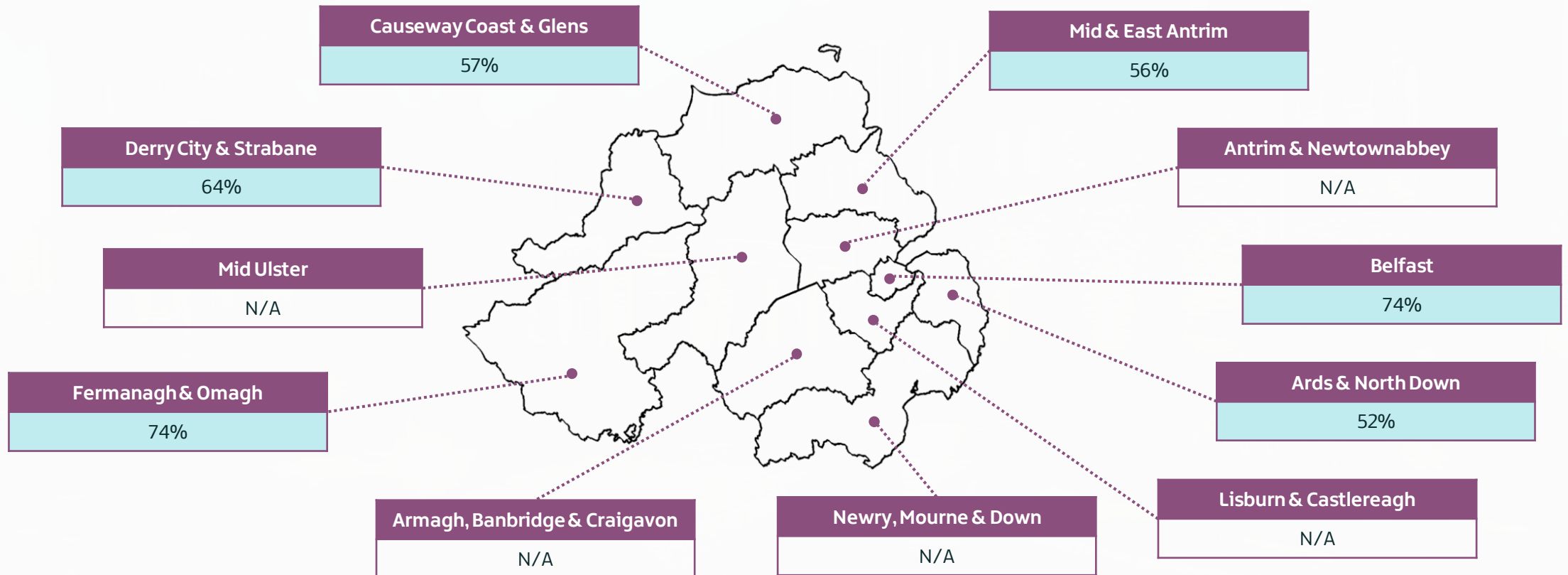
Data Source:



Northern Ireland Statistics and Research Agency (NISRA) accommodation statistics for year-to-date (YTD) January-July 2024 indicate hotel room occupancy and bed occupancy both remained on par with the same YTD period in 2023. Room and bed sales both increased by 5% compared to YTD 2023. Hotel stock also increased by 5% at end of June 2024, compared to June 2023.



Room occupancy varied across the Local Government Districts (LGDs) during 2024 YTD (January-July) – see below. Belfast City LGD and Fermanagh & Omagh both recorded the highest hotel room occupancy (74%), followed by Derry City & Strabane (64%). Figures are not available for some LGDs due to the sample size being too small to provide a reliable estimate.



NISRA accommodation statistics for year-to-date (YTD) January-July 2024 indicate small service (guesthouses, guest accommodation and B&Bs) room and bed occupancy increased by 4 percentage points and 3 percentage points respectively compared with YTD 2023, and room sales increased by 14%. Total small service stock increased by 6% at end of June 2024, compared to June 2023.

### NI YTD'24 Room Occupancy

**42%**

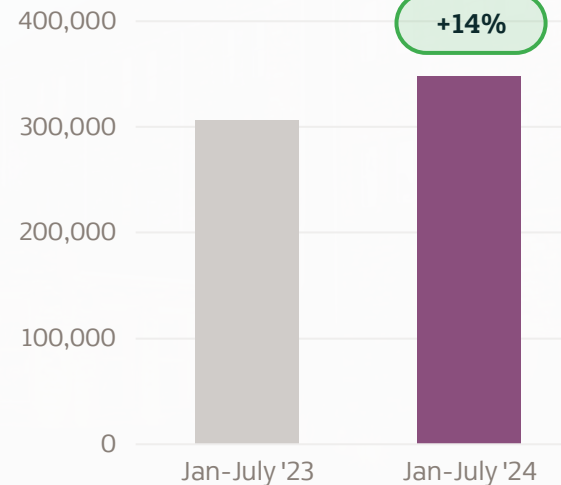
+4pps vs YTD '23

### NI YTD'24 Bed Occupancy

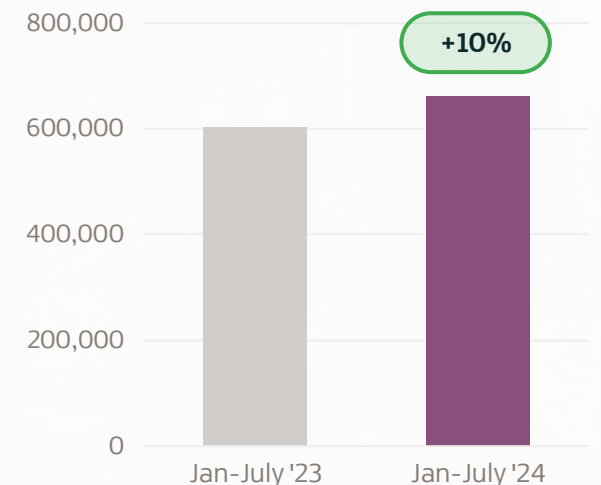
**36%**

+3pps vs YTD '23

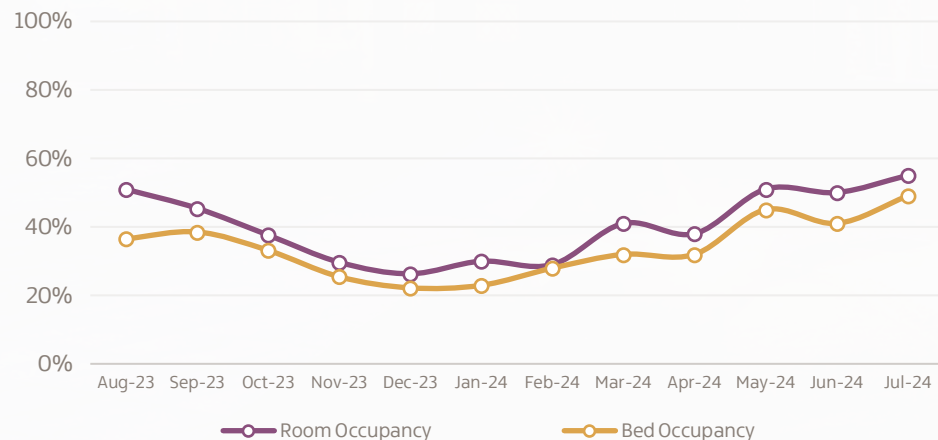
### NI YTD'24 Room Sales vs YTD '23



### NI YTD'24 Bed Sales vs YTD '23



### NI Monthly Room & Bed Occupancy over the last 12 months



### NI Small Service Accommodation Stock as at end June 2024 vs previous year

**65 Guesthouses**

-2%

**408 Guest accommodation**

-4%

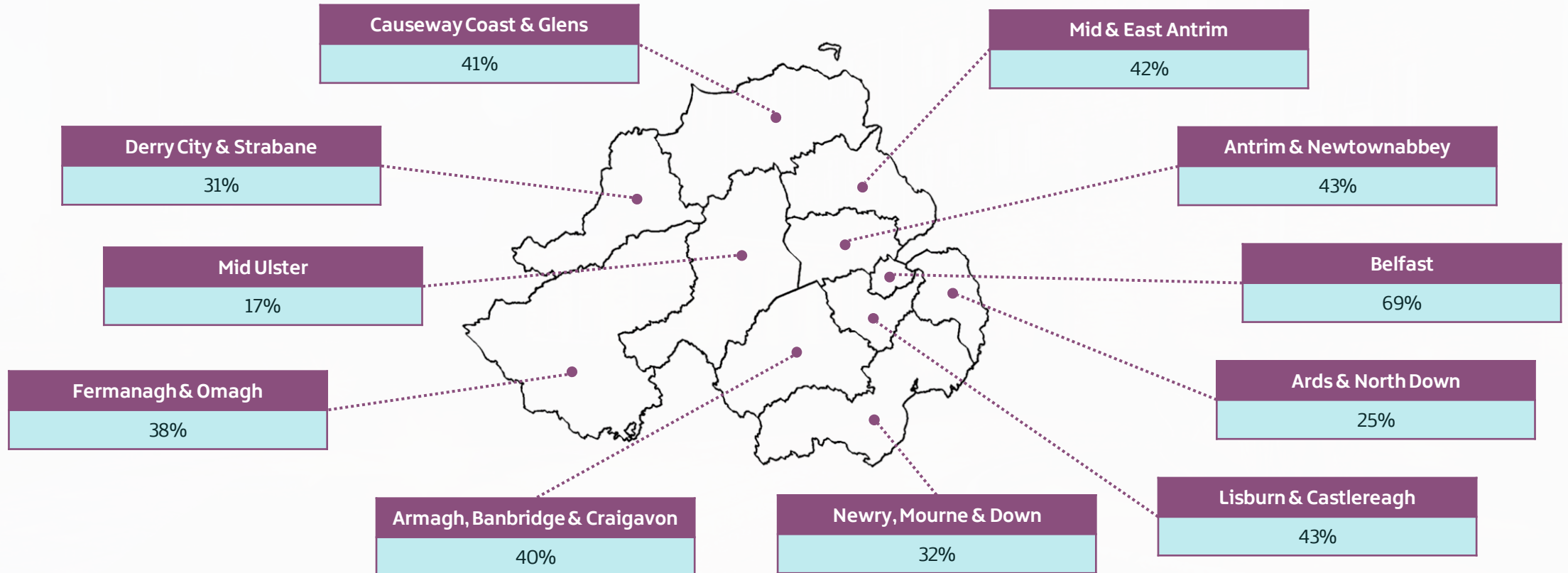
**468 B&Bs**

+19%

**941 Total Stock**

+6%

Room occupancy varied across Local Government Districts (LGDs) during 2024 YTD (January-July). Belfast City LGD recorded the highest room occupancy (69%), followed by Lisburn & Castlereagh and Antrim & Newtownabbey (both 43%). Below are the room occupancy figures for 2024 YTD.



# Notes:

- The Northern Ireland Statistics & Research Agency (NISRA) collect hotel and small service accommodation data through their monthly hotel survey and small service survey using a census of Northern Ireland accommodation.
- Small Service accommodation is made up of Guesthouses, Guest Accommodation and B&Bs. Further information on the accommodation categories can be found [here](#).
- Stock used for monthly occupancy is based on the stock at the end of previous month.
- The data has been weighted for non-response, assuming no non-response bias and weighted by local authority and size. Due to different response rates to different parts of the questionnaire, there are different weights for arrivals, guests and weekend/weekday splits.
- Local government district data can only be provided when the sample size is large enough to provide a reliable estimate.



**TOURISM  
NORTHERN  
IRELAND**